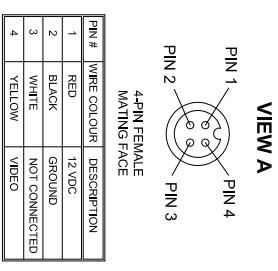
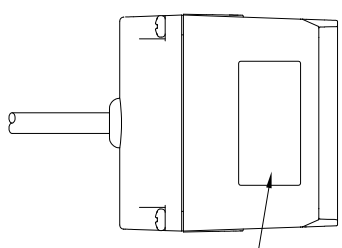
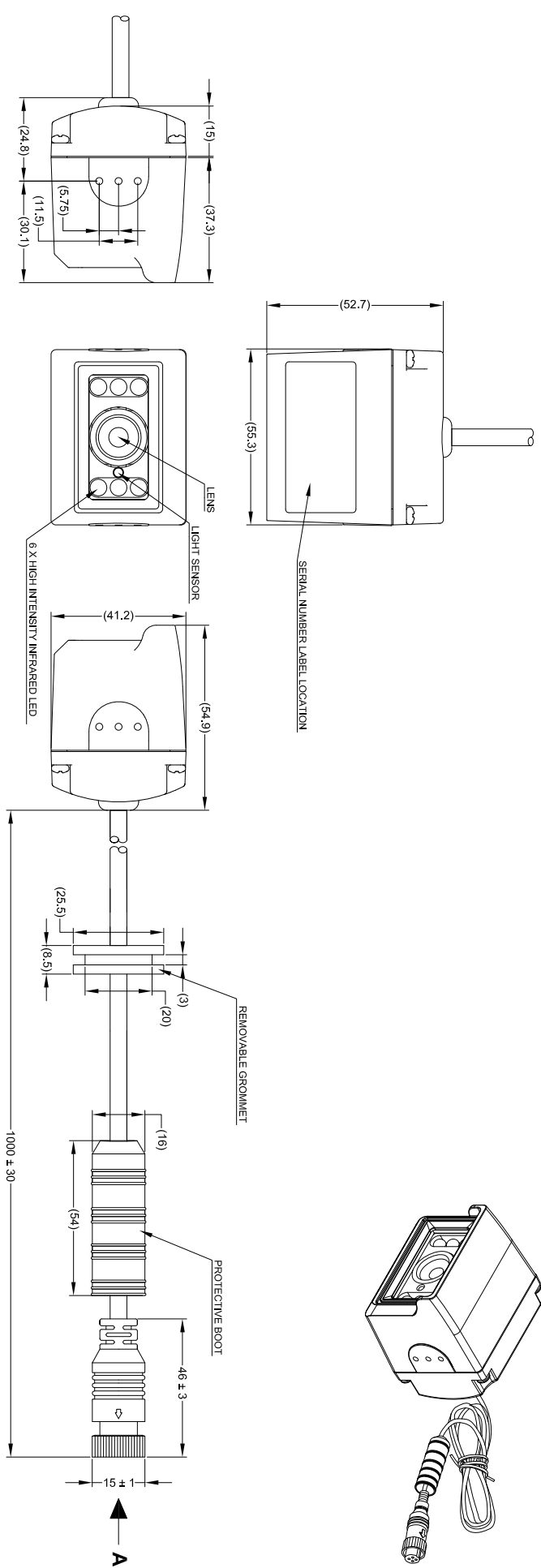
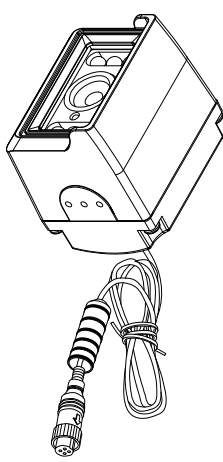


<b>Revision Notes:</b>			
1. CAMERA HOUSING DIMENSIONS REVISED.	Checked By: L.B	Approved By: DK	Date Released: 21/10/11
2. CAMERA HOUSING DIMENSIONS REVISED.	Checked By: L.B	Approved By: DK	Date Released: 16/12/11



- NOTES:**
1. REFER TO COMPONENT DRAWINGS FOR COMPONENT DETAILS.
  2. ENSURE PROTECTIVE BOOT IS USED DURING INSTALLATION.
  3. FOR PRODUCT LABEL REFER TO DRAWING BE-001664-XX-11.
  4. FOR SERIAL NUMBER LABEL REFER TO DRAWING BE-001324-XX-10.
  5. COLOUR OF CONNECTOR A: BLACK

**PROPRIETARY NOTICE**  
 THIS DESIGN AND TECHNICAL INFORMATION APPEARING ON THIS DRAWING IS THE PROPERTY OF BRIGADE ELECTRONICS, AND IS DISCLOSED IN CONFIDENCE. IT IS NOT TO BE COPIED, REPRODUCED, REVEALED TO OR EXPLOITED BY OTHERS, EITHER IN WHOLE OR IN PART WITHOUT THE EXPRESS WRITTEN CONSENT OF BRIGADE ELECTRONICS.

**BRIGADE®**  
 www.brigade-electronics.com

<p>Angle of Projection Third Angle</p>	<b>Assembly PI Approval</b> SV - SHADOW		Approved by DKERAI	Checked by MBUTLER	Drawn by ASILLARS
	Status RELEASED	Units mm	Scale N/A	Released 03/08/11	Assembly Ref TBC
Stock Code #3919	VBV-621C-C BE-001670-02-11				